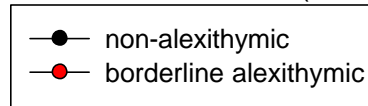
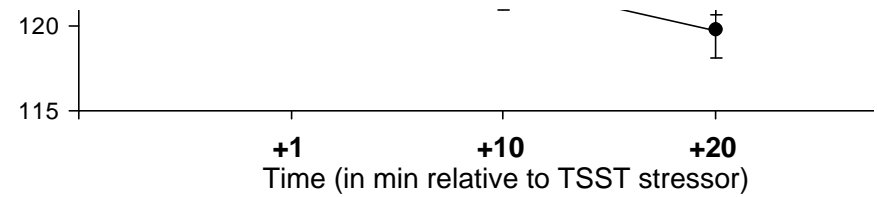


tion were used as independent ns. Diastolic and systolic blood sex were covariates.

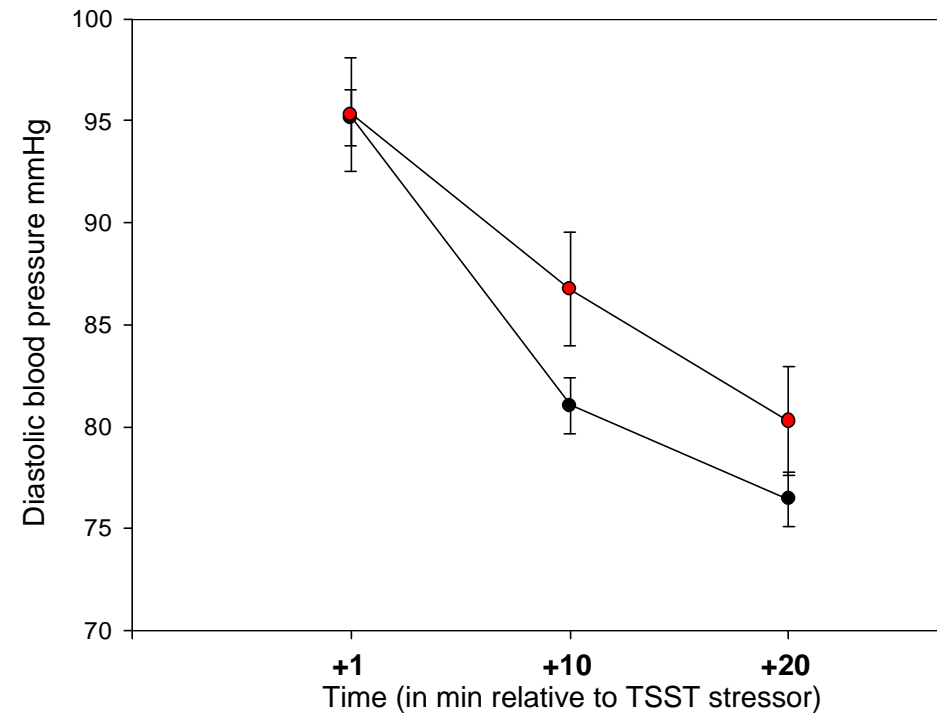
measurement comparing non-cardiovascular reaction to the points +1, +10 and +20 minutes non-alexithymic group.

ference of above versus below meter.

s is similar: greater emotional the actual stressor and a fast display this phenomena for the offered, the “net-curve” (i.e. after it) is depicted.



**TAS \* Diastolic BP**  
F=3.269 p<0.05 (GG corrected)



**TAS \* Systolic BP**  
F=1.897 n.s.

